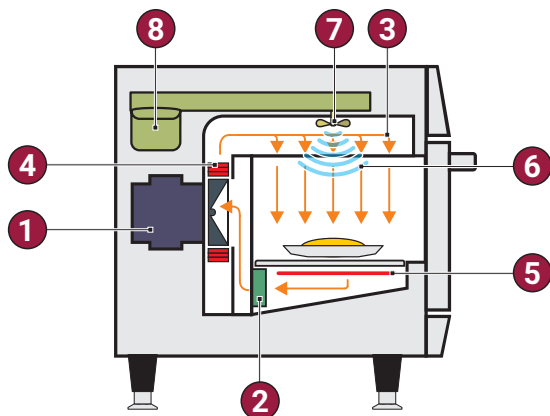


## Copa Express Speed Oven



- 1 - Blower Motor
- 2 - Catalytic Converter
- 3 - Impinged Air
- 4 - Impingement Heater
- 5 - IR Heater
- 6 - Microwaves
- 7 - Stirrer
- 8 - Magnetrons

### RECOMMENDATION

- The Copa Express oven is recommended for quickly finishing refrigerated, fresh, or frozen foods, like breakfast sandwiches, chicken wings, muffins, lasagnas, mac & cheese, sub sandwiches, and other partially prepared foods, yielding excellent flavor, appearance, and crisp results. The combination of impinged air, microwaves, and infrared radiation allows for heating, browning, or toasting foods faster than traditional methods.

### TECHNICAL FEATURES AND FUNCTIONALITIES

- Stores 1024 recipes with up to 8 steps each, divided into 16 groups.
- USB port for system updates and importing/exporting groups, recipes, and settings.
- Wi-Fi capabilities, enabling remote management for system updates and importing/exporting groups, recipes, and settings via the IOK online platform.
- Adjustable temperature from 86°F (30°C) to 536°F (280°C).
- Independent control of impinged air (high-speed air blast), microwaves, and infrared radiation.
- User-friendly touchscreen panel.
- Built-in fixed feet.
- Constructed from stainless steel.
- Certified Ventless – no need for vent hoods. Easy-to-remove catalytic converter for hassle-free cleaning.
- Additional functionalities: Test Mode and Favorites.
- Daily cleaning guide with explanatory videos displayed on the screen, demonstrating the step-by-step process.
- Warranty – 1 year.

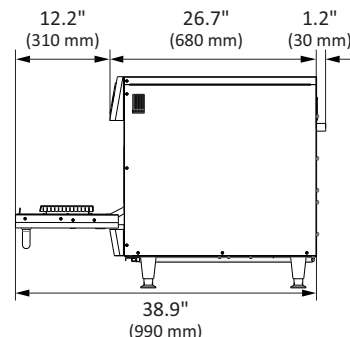
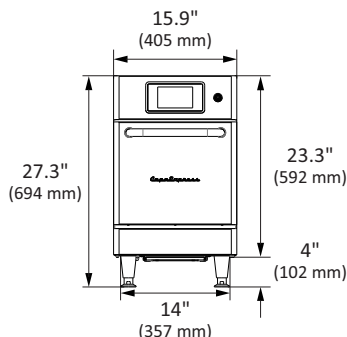
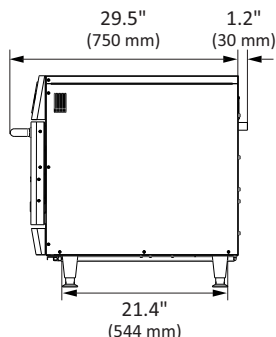
### INCLUDED ACCESSORIES

- 01 - Panini Style Grill Plate;
- 01 - Aluminum Paddle;
- 01 - Solid PTFE Basket.

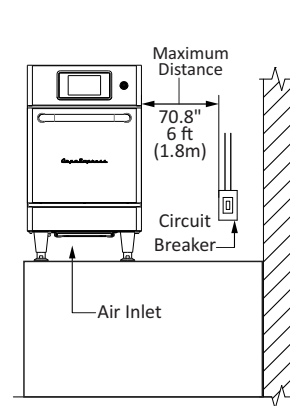
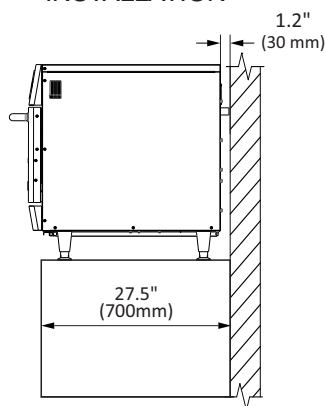
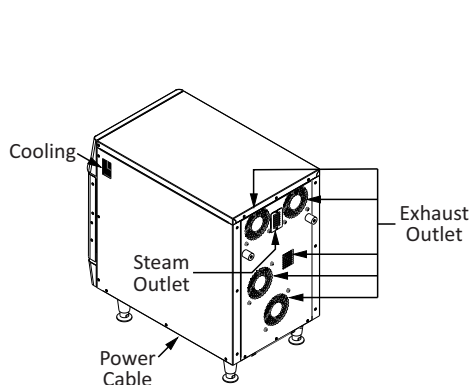


**Intertek**

### PRODUCT DIMENSIONS



### INSTALLATION



### ELECTRICAL SPECIFICATIONS

Ensure that the electrical configuration of the building is in accordance with the technical specifications located on the serial plate located on the back panel of the unit. The outlet should be located no more than 70.8" / 5.9ft / 1.8m away from the unit. This plug must be connected to a properly installed and grounded outlet. In case of a short circuit, the unit's ground connection reduces the risk of electrical shock. The customer is responsible for the electrical conditions at the installation site.

Region	Voltage (V)	Phases	Freq. (Hz)	Power (kW)	*Circuit Breaker (A)	Cable	Socket
USA/Canada	208	Single	60	6.2	30	3x10AWG	NEMA 6-30
	240			7.2			
Europe	230	Single	50	6.9	32	3x4mm <sup>2</sup>	32A (2P+E)
	380	Multi	50	6.6	16	5x2,5 mm <sup>2</sup>	16A (3P+N+E)
	400	Multi	50	6.9	16	5x2,5 mm <sup>2</sup>	16A (3P+N+E)
Asia	220	Single	60	6.6	32	3x4mm <sup>2</sup>	32A (2P+E)
Africa	380	Multi	50	6.6	16	5x2,5 mm <sup>2</sup>	16A (3P+N+E)
China	380	Multi	50	6.6	16	5x2,5 mm <sup>2</sup>	16A (3P+N+E)
Australia	380	Multi	50	6.6	16	5x2,5 mm <sup>2</sup>	16A (4P+E)

\*Prática recommend installing a type D circuit breaker whilst remaining in accordance with local regulations.

### GENERAL INSTRUCTIONS

The oven must be installed on a base or counter that supports the weight of the unit (approximately 174 lbs. / 79 kg)

For proper ventilation, a minimum space of 1" (25mm) between the sides of the oven and the wall, another oven, or any other equipment, and 1.2" (30mm) between the back of the oven and the wall is required. The bumper, located at the back of the oven, has been designed to provide this necessary space at the back of the oven and cannot be removed.

Do not block the air inlets and exhaust outlets located on the bottom, sides, and back of the oven.

It is not recommended for the unit to be positioned near stoves, deep fryers, hot plates and other equipment that releases fat, fumes and heat.

The oven must be installed at a leveled and ventilated location. Improper installation may void the equipment warranty.

### DIMENSIONS

Copa Express	Product Dimensions				Boxed Product Dimensions			
	Height	Width	Depth	Weight	Height	Width	Depth	Weight
	27.3" 694mm	15.9" 405mm	30.7" 780mm	174lbs 79kg	35.8" 910mm	20.1" 510mm	35.6" 905mm	229.2lbs 104kg
Chamber Dimensions	Capacity		Height		Width		Depth	
	0.61 cu.ft 17.5L		7.2" 183mm		13.2" 336mm		11.2" 287mm	
Wall Clearance	Left Side		Back			Right Side		
	1" 25mm		0" 0mm			1" 25mm		